

YOUR NAME

Start the Trail at the red arrow.
Follow the numbers from 1-13.

1 PORCH

Look up high. Find a face and draw it in the box.



Look for this water stoup in the corner. What might it have been used for?



2 DOOR

Look on both sides of the door. What parts are made of metal?



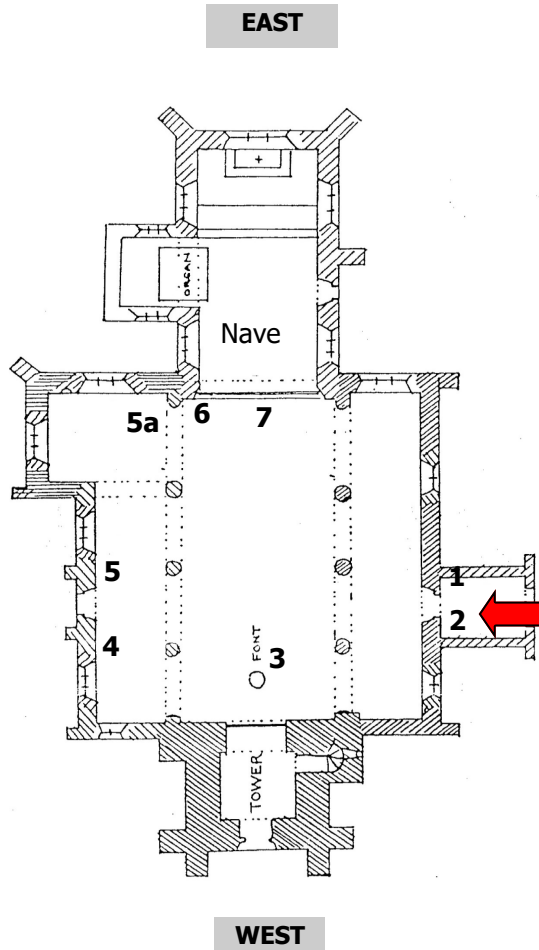
3 FONT

Go to the font. What is put in the font for baptism or christening?




W _ _ _ _

What can you see on top of the lid?



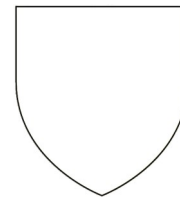
7 FLOOR TILES

How many different patterned tiles can you see? Draw your favourite pattern.



6 PULPIT

Look at the shields shaped like this one, painted on the outside of the pulpit.



Draw the one you like the best.

If you look up from the steps into the pulpit can you see a carved face?



4 LIST OF RECTORS

Find the list of Rectors who have served in this church.

Who was the Rector in 1582?



5 MILLENNIUM WINDOW

Find the Millennium Window (number 5 on the plan). What does Millennium mean?

How old was St. Dunstan when he died?

5a: In The Wilberforce Chapel, how many carved stone faces can you see?

8 SCREEN

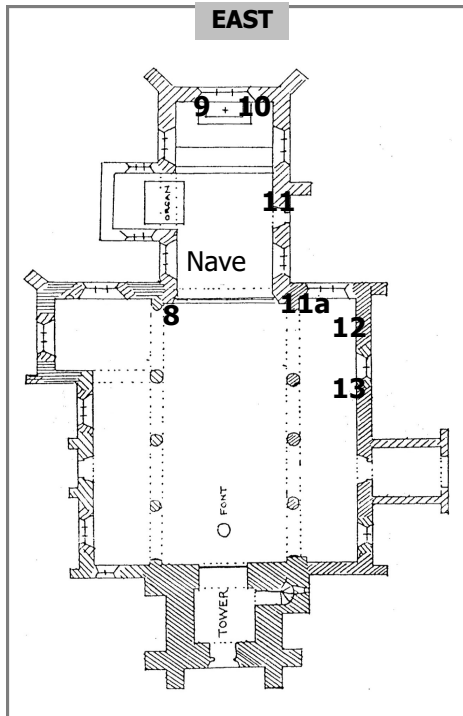
Above and between the painted figures at the base of the screen tick the boxes when you find the following:

A pelican

A man with one leg and one arm

A complete man

Why do you think the step leading into the Chancel and up to the altar is so curved and worn away?




9 EAST WINDOW

Stand in front of the main altar and look up at the window where Jesus is on the Cross. Above him are 4 letters. What are they?

What do they mean?

(If you don't know, get a green Bible from one of the pews and look up John's Gospel Chapter 19 verses 20-21)



10 ALTAR

The altar is the most important part of the church. Communion is served from the table.

Why do you think there is a rail around the altar with a long cushion?



11 BRASSES

Look at the floor near the altar rail. There is a brass of a man on the floor. How is he holding his hands?



What job do you think he had in the church?

There are more brass memorials on the floor. Find 11a on the plan. This shows a family. How many children are there in the family?



boys

girls

12 ST DUNSTAN SCULPTURE

Go to the sculpture on the wall. Who do you think the two figures are?

St D _ n _ _ _ and the D _ v _ l

What materials do you think the sculpture is made from?



13 FRAGMENT WINDOW

Find the Fragment Window (13 on the plan). In 1807 pieces of glass were dug up in the churchyard and they were set into this window. It is a patchwork of glass.

What pictures can you find in the window?



YOUR THOUGHTS

Well done! You have now finished the Trail. Before you go, sit quietly near the back of the Church. Think about all the people who have visited this Church for hundreds of years. Think about what you liked best in the Church. Write down what it is and why you liked it.

Thank you for visiting our Church. We hope you have enjoyed your visit and will soon return!

YOUR NAME

Start the Trail at the red arrow.
Follow the numbers from 1-13.

1 PORCH

Look up high. Find a face and draw it in the box.



Look for this water stoup in the corner. What might it have been used for?



2 DOOR

Look on both sides of the door. What parts are made of metal?



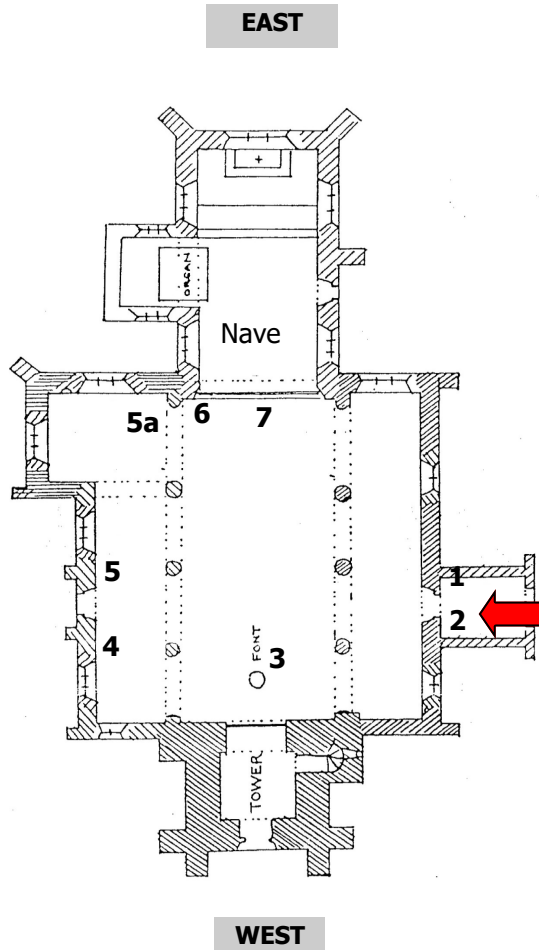
3 FONT

Go to the font. What is put in the font for baptism or christening?




W _ _ _ _

What can you see on top of the lid?



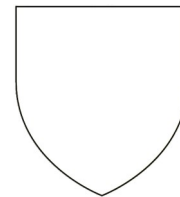
7 FLOOR TILES

How many different patterned tiles can you see? Draw your favourite pattern.



6 PULPIT

Look at the shields shaped like this one, painted on the outside of the pulpit.



Draw the one you like the best.

If you look up from the steps into the pulpit can you see a carved face?



4 LIST OF RECTORS

Find the list of Rectors who have served in this church.

Who was the Rector in 1582?



5 MILLENNIUM WINDOW

Find the Millennium Window (number 5 on the plan). What does Millennium mean?

How old was St. Dunstan when he died?

5a: In The Wilberforce Chapel, how many carved stone faces can you see?

8 SCREEN

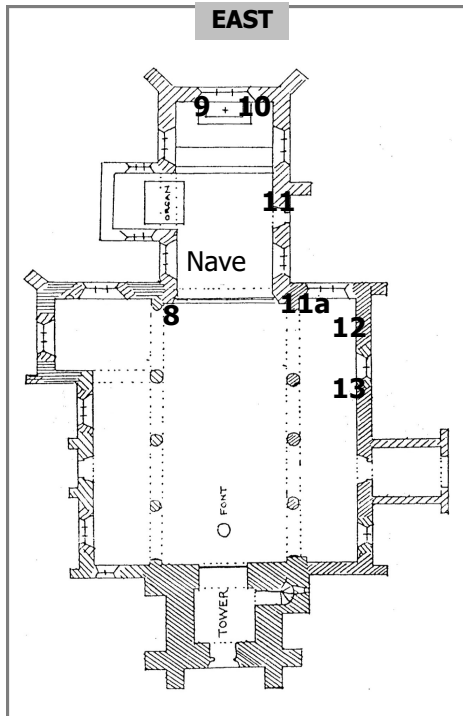
Above and between the painted figures at the base of the screen tick the boxes when you find the following:

A pelican

A man with one leg and one arm

A complete man

Why do you think the step leading into the Chancel and up to the altar is so curved and worn away?




9 EAST WINDOW

Stand in front of the main altar and look up at the window where Jesus is on the Cross. Above him are 4 letters. What are they?

What do they mean?

(If you don't know, get a green Bible from one of the pews and look up John's Gospel Chapter 19 verses 20-21)



10 ALTAR

The altar is the most important part of the church. Communion is served from the table.

Why do you think there is a rail around the altar with a long cushion?



11 BRASSES

Look at the floor near the altar rail. There is a brass of a man on the floor. How is he holding his hands?



What job do you think he had in the church?

There are more brass memorials on the floor. Find 11a on the plan. This shows a family. How many children are there in the family?



boys

girls

12 ST DUNSTAN SCULPTURE

Go to the sculpture on the wall. Who do you think the two figures are?

St D _ n _ _ _ _ and the D _ v _ l

What materials do you think the sculpture is made from?



13 FRAGMENT WINDOW

Find the Fragment Window (13 on the plan). In 1807 pieces of glass were dug up in the churchyard and they were set into this window. It is a patchwork of glass.

What pictures can you find in the window?



YOUR THOUGHTS

Well done! You have now finished the Trail. Before you go, sit quietly near the back of the Church. Think about all the people who have visited this Church for hundreds of years. Think about what you liked best in the Church. Write down what it is and why you liked it.

Thank you for visiting our Church. We hope you have enjoyed your visit and will soon return!